

The background of the slide features a vibrant green field in the foreground, transitioning into a silhouette of an industrial facility with various buildings and a crane. The sky above is a clear blue with scattered white clouds. In the top left corner, there is a faint, stylized graphic of a sun or moon with rays.

RUENTEX

 Ruentex Materials Co., Ltd. (8463)

2016 Investors' Conference

2016/12/29

Disclaimer

The forward-looking statements contained in this presentation are subject to risks and uncertainties and actual results may differ materially from those expressed or implied in these forward-looking statements.

Ruentex Materials Co., Ltd. makes no representation or warranty as to the accuracy or completeness of these forward-looking statements and nor does Ruentex Materials Co., Ltd. undertake any obligation to update any forward-looking statements, whether as a result of new information or future events.

AGENDA

About Ruentex Materials

Financial Overview

Operating Strategy

Q&A

AGENDA

About Ruentex Materials

Financial Overview

Operating Strategy

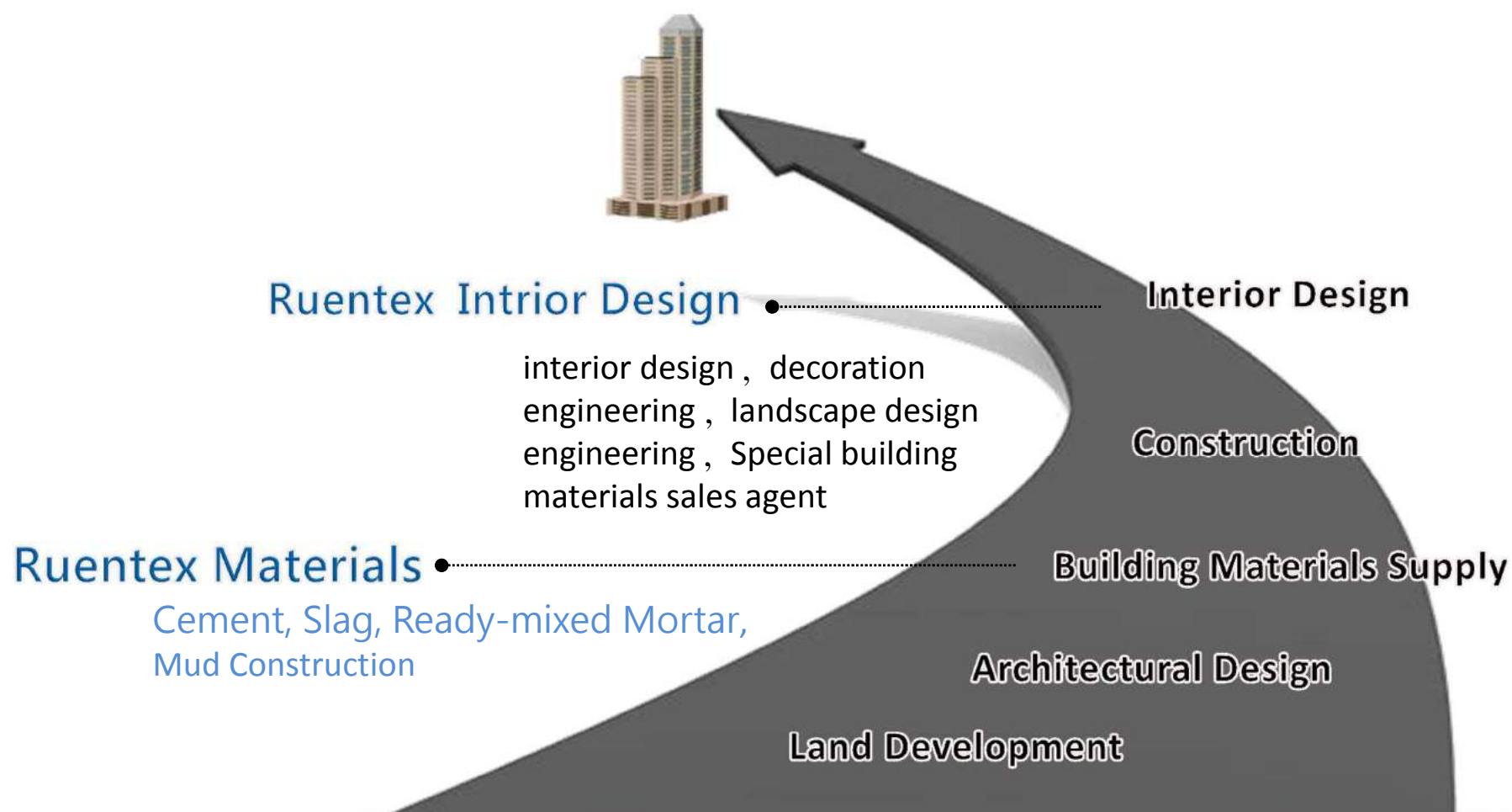
Q&A

Company

Chairman	Mr. Lee, Chih Hung
President	Mr. Chiu, Hui Sheng
Established Date	Established in 1992
Head Office Address	10F, No.308, Sec.2, Bade Road, Taipei, Taiwan , R.O.C.
Factory Address:	No. 357, Da-An Road, Dongshan Township, Yilan County , Taiwan, R.O.C
Paid-in Capital	NT\$ 1,500,000,000
Main Profit Driver	Cement, Ready-mixed Mortar, Interior Design & Decoration Engineering



Business





Product



AGENDA

About Ruentex Materials

Financial Overview

Operating Strategy

Q&A

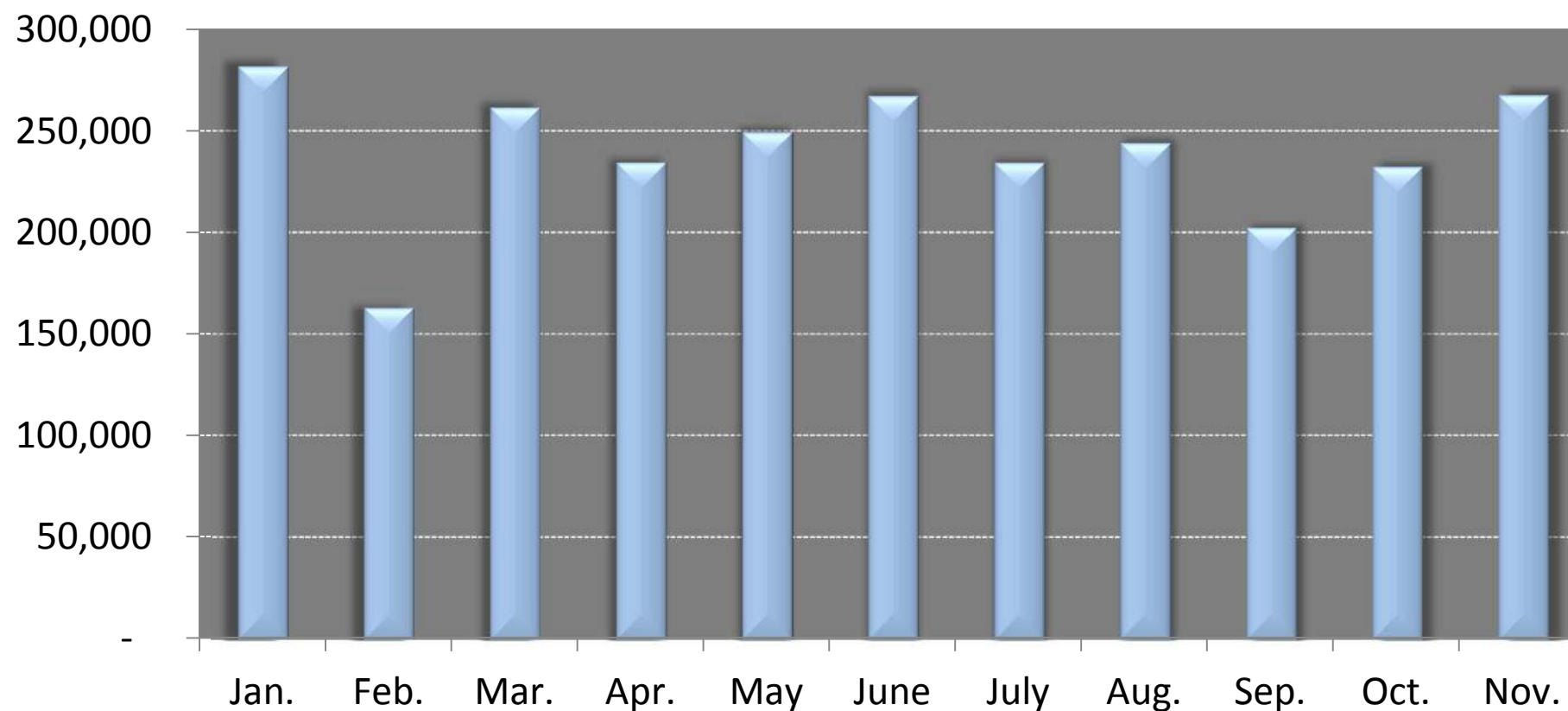
Financial Overview - Comprehensive Income

Expressed in Thousands of New Taiwan Dollars, except EPS

Item	2016 Q1	2016 Q2	2016 Q3	2016 Q1 ~ Q3
Operating revenue	706,304	751,268	680,698	2,138,270
Operation costs	(624,372)	(629,757)	(576,985)	(1,831,114)
Gross profit	81,932	121,511	103,713	307,156
Operating expenses	(49,700)	(45,387)	(42,799)	(137,886)
Operating Profit	32,232	76,124	60,914	169,270
Total non-operating	(4,272)	(2,699)	(2,158)	(9,129)
Income before tax	27,960	73,425	58,756	160,141
Net income for the year	23,163	59,804	49,107	132,074
Total comprehensive income	13,986	54,778	51,292	120,056
Earnings per share	0.15	0.40	0.33	0.88

The Monthly Revenue - 2016

Expressed in Thousands of New Taiwan Dollars

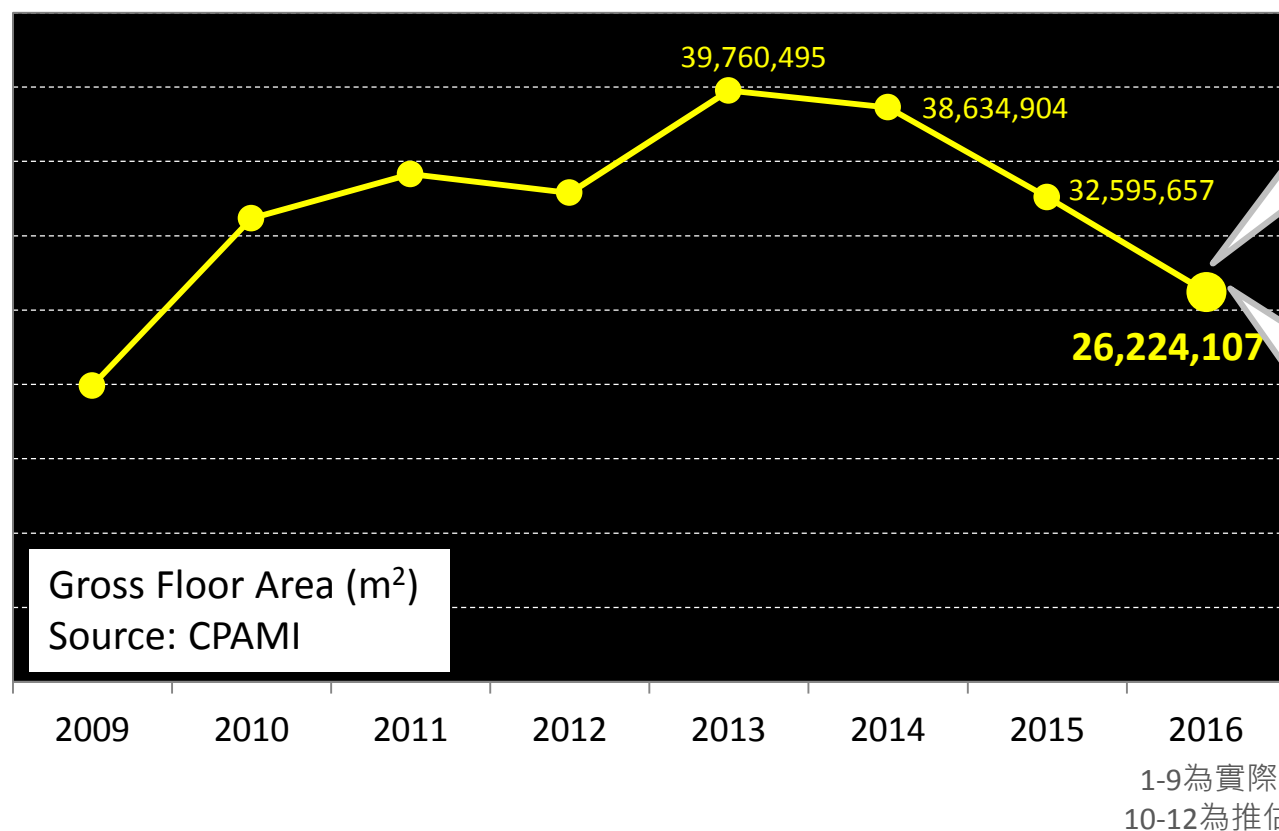


Financial Overview - Balance Sheets

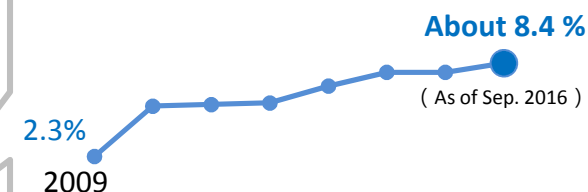
2016/09/30 ; Expressed in Thousands of New Taiwan Dollars

Asset	Amount	%	Liabilities and Equity	Amount	%
Current assets	1,394,527	30	Current Liabilities	953,882	20
Available-for-sale financial assets-non current	58,373	1	Non-current Liabilities	1,328,132	29
Property, plant, equipment	2,901,738	63	Total Liabilities	2,282,014	49
Intangible Assets	225,955	5			
Deferred income tax assets	21,043	-	Capital Stock-common stock	1,500,000	33
other non-current assets	22,327	1	Capital surplus	656,157	14
			Legal reserve	54,909	1
			Special reserve	17,977	1
			Unappropriated earnings	142,901	3
			Other equity	(29,995)	(1)
			Total equity	2,341,949	51
Total assets	4,623,963	100	Total liabilities and equity	4,623,963	100

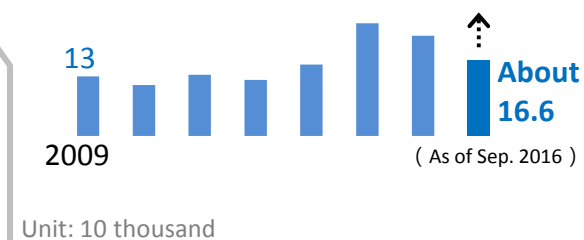
Adversity and Development






RT-Cement Market Share (%)



RT-MIX Sales Volume



Cement Industry Downturn, RT-Cement strive to stabilize and anti-recession

	1 ~ 3Q15	1 ~ 3Q16
The domestic Cement Consumption (unit: tons)	8,581,775	7,635,359
		Declined 11%
RT-Cement Sales Volume (unit: tons)	585,285	556,550
		Declined 5%
RT-Cement Market Share (%)	7.72%	8.4%
		Increased 9%

AGENDA

About Ruentex Materials

Financial Overview

Operating Strategy

Q&A

Expand Ready-Mixed mortar sales, and strive to develop high-end decoration Market

Rising Quality
Awareness

Demand in
Ready-Mixed Market ↑

Channel Expansion
Captured the
decoration market

Sales in Stores ↑

Continues
innovation and
development
functional LOHAS
products

Inquiry ↑

High-end
decoration
integration
services

High-end decoration ↑

營造業面臨的狀況

「泥水工」日領2,200，年輕人不去

基層勞力短缺有日益嚴重的趨勢，有工地等了2個月才等到工班，加上現在年輕人普遍不願投入粗重的營造工作，工人年齡都偏高

2016年09月15日 04:09 陳芃報導



陸禁河砂出口，營造慌

今年520總統就職後，大陸官方不僅限制陸客入台人數，河砂也以環保為由，全面禁止出口，只准許機械砂及石粉出口。此舉已嚴重衝擊營建業，並造成混凝土業大恐慌

2016年07月19日 04:10 陳可文報導



全台「爐碴屋」亂象

每年160萬噸的爐碴無處可去，全台流竄，不僅汙染農地，還入侵住宅。爐碴混入砂石後，外觀不易辨識，遇水就會膨脹數倍，在工程表面造成凸起與放射性的裂縫

2015年12月16日 財訊雙週刊 第 492 期 林洵楨





Demand in
Ready-Mixed Market ↑

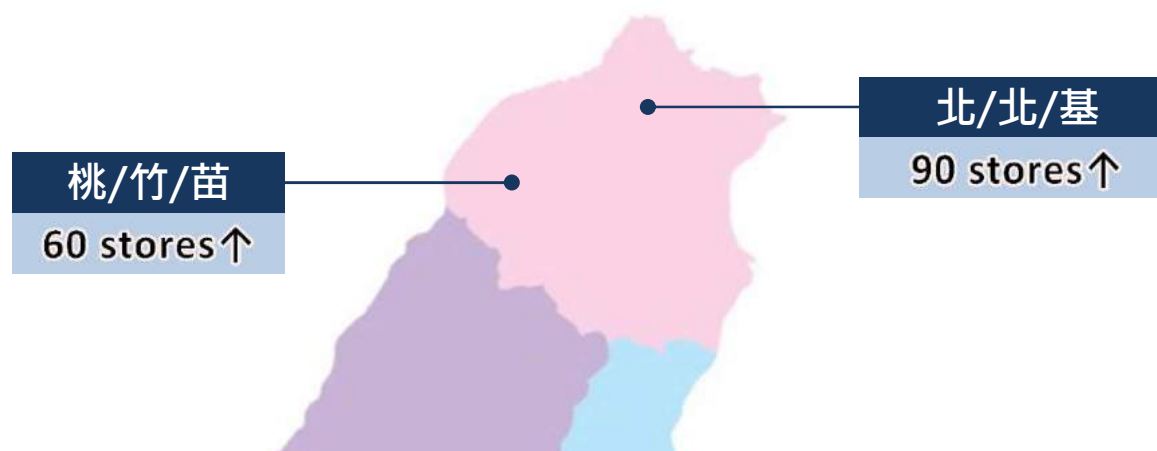
傳統泥作工法的材料損耗大且工地現場環境管理不易，
使用預拌砂漿的觀念，已漸成熟



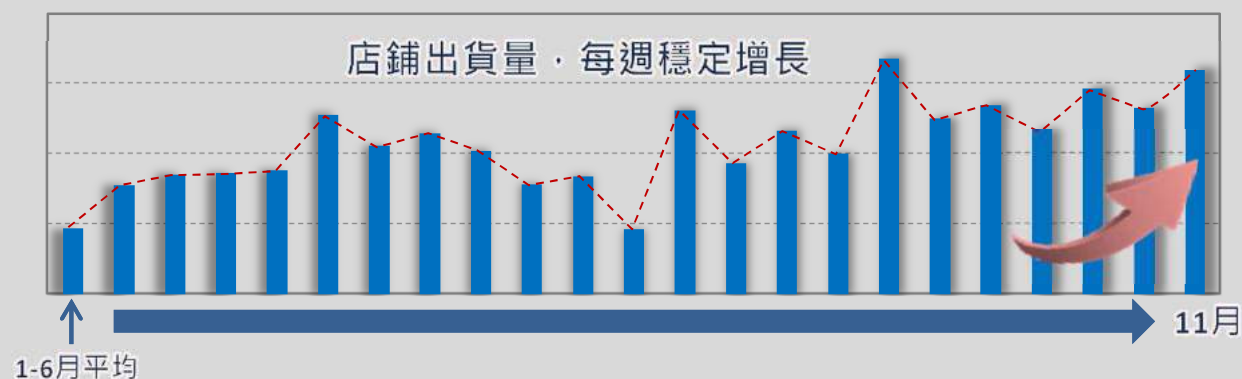


Channel Expansion
Captured the
decoration market

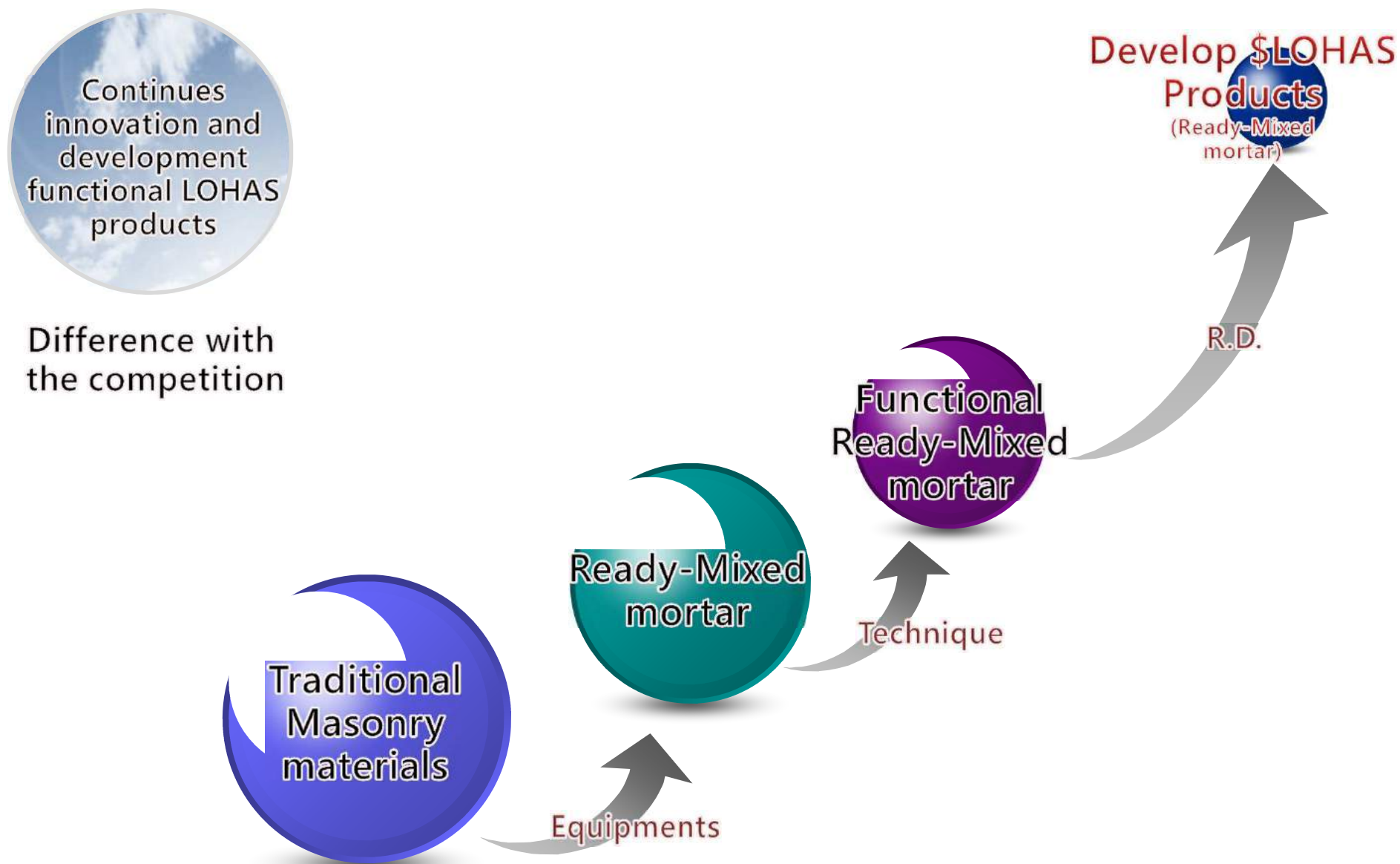
Sales in Stores ↑



- Store Access; the main decoration market, with a stable source
- The first stage of the layout: the northern Taiwan market.



- The second stage of the layout: the middle/southern Taiwan market





Continues
innovation and
development
functional LOHAS
products

Inquiry ↑


comfortable
Heat insulation
Render

quiet

Sound proof
mortar

beauty

Anti-Efflo /Anti
stone disease
mortar



安全 · 健康 · 便利 · 舒適 · 節能



comfortable

Heat
insulation
Render

節能隔熱材 CM197

保溫、節能、隔熱，一層搞定



quiet

Sound
proof
mortar



消能隔音地坪 SF500 / SF510

樓上打籃球，樓下不用愁



石材為何看起來黑黑濕濕的？

當水份、二氧化碳與與石材底部的砂漿打底材結合時，三者會產生化學作用，導致石材呈現深色含水長毛的現象，泛稱石材病變。

別讓水漬病變，破壞石材的美！


潤泰精密材料熟悉各式砂漿材料的特性，研發調配出可有效抗石材病變的打底材，搭配正確的地坪導水工法，永保石材亮麗如新。

抗(無)白華地坪打底材&水泥

ANTI-EFFLO FLOOR SCREED & CEMENT

CM176 & 186 / CM178 & 188

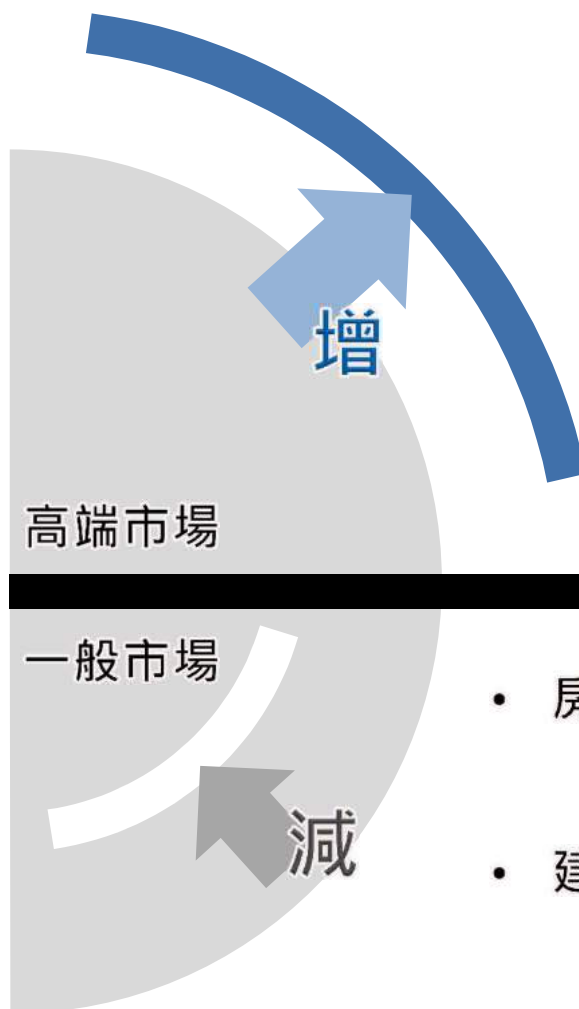




Participated in Taipei International Building, Construction & Decoration Exhibition
(Awarded "Excellent Exhibitor image " for three consecutive years)

High-end
decoration
integration
services

High-end decoration ↑



- 不怕景氣變差，海外建商前進台灣：年初林口outlet商城開幕後，日本三井集團隨即宣布，將進軍台灣住商品房市
- 依據2016經濟部統計處資料，**10月餐飲業營業額年增10%**，其中餐營業因國定連假聚餐商機及百貨週年慶之集客效應，年增7.9%


- 房市冷爆 北市今年交易量創歷史新低

2016/12/15 18:39 江碩涵報導

- 建照核發量再跌 房市仍處寒冬

2016/11/25 蕭軒報導

台灣微軟辦公室



RICOH 台灣理光

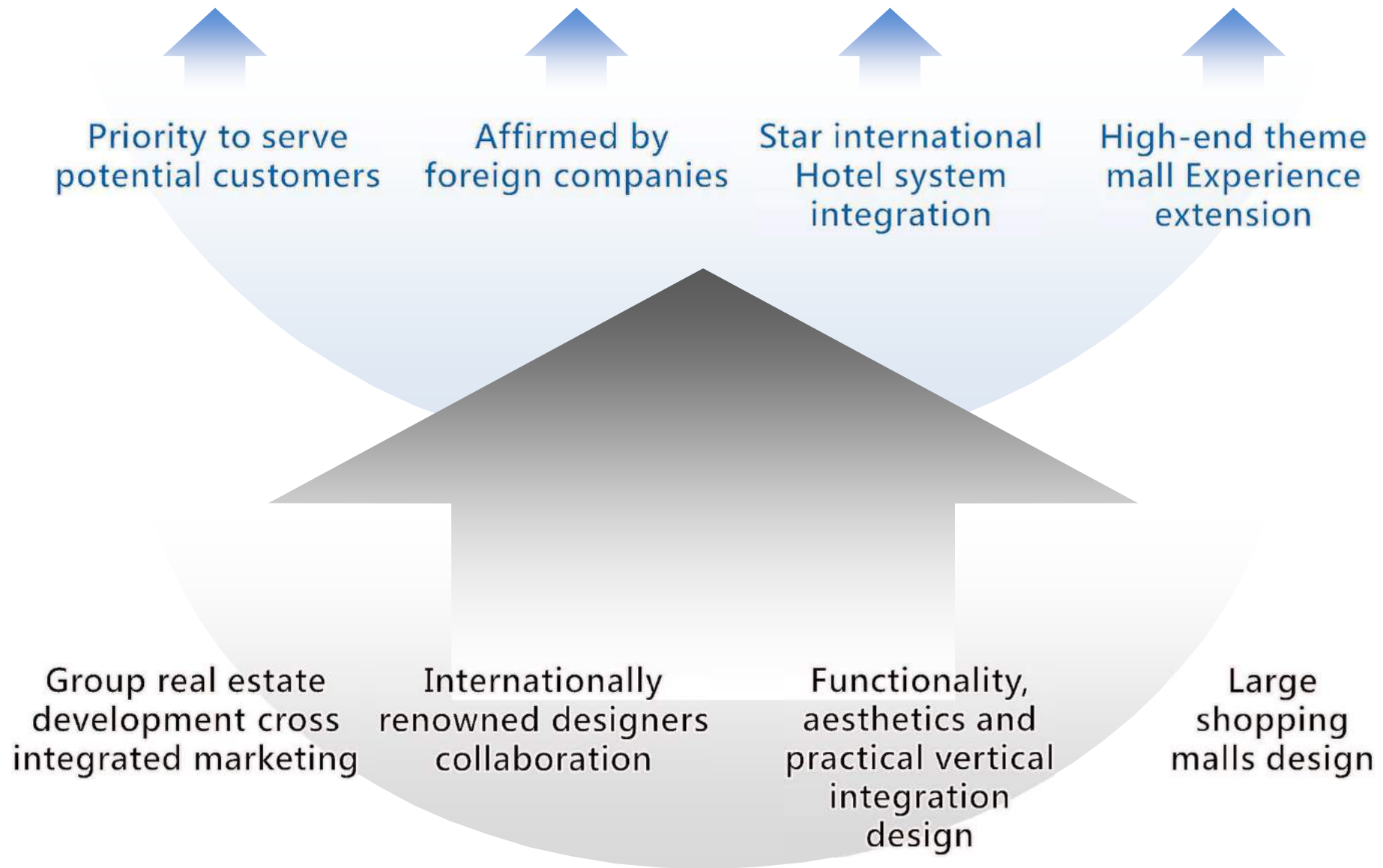


Herbalife office



KIRIN Beer Taipei office





AGENDA

About Ruentex Materials

Financial Overview

Operating Strategy

Q&A

RUENTEX



Ruentex Materials Co., Ltd. (8463)

Thank you

